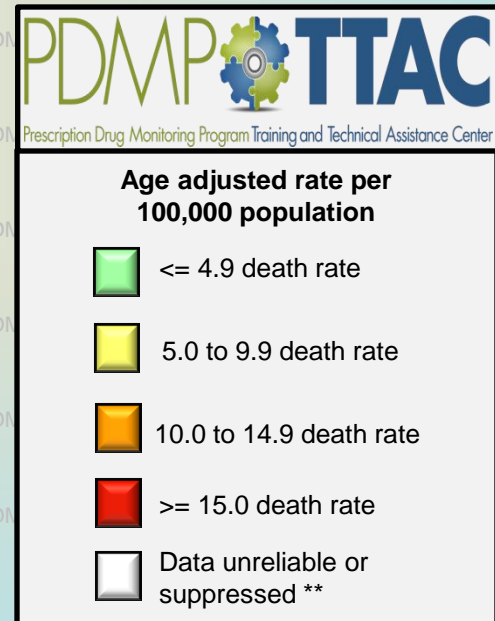
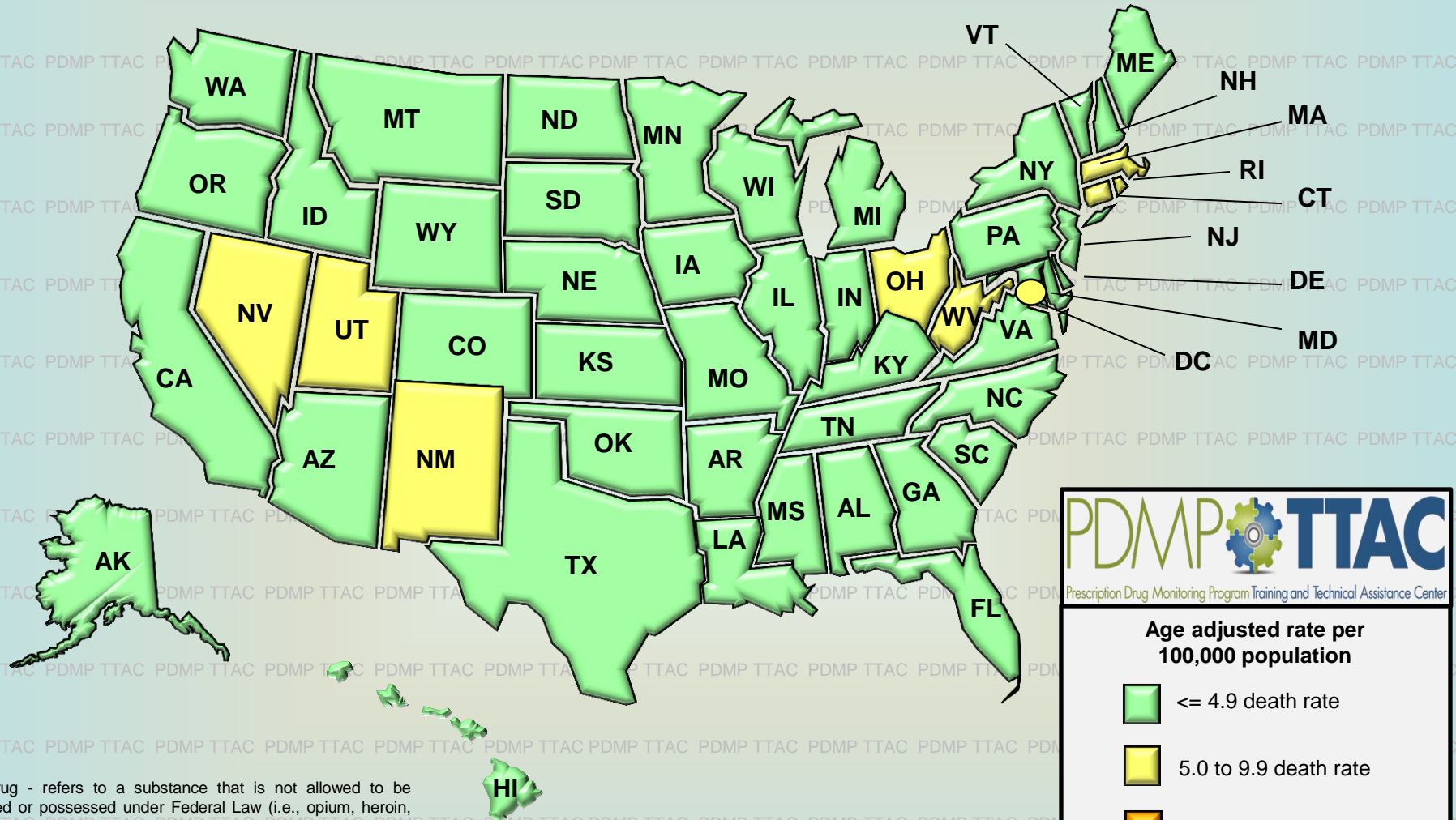


1999 - 2015 Average Death Rates for Illicit* Drug Overdose by State

[View Data Tables](#)

(move cursor over state abbreviation to display death rates by year)

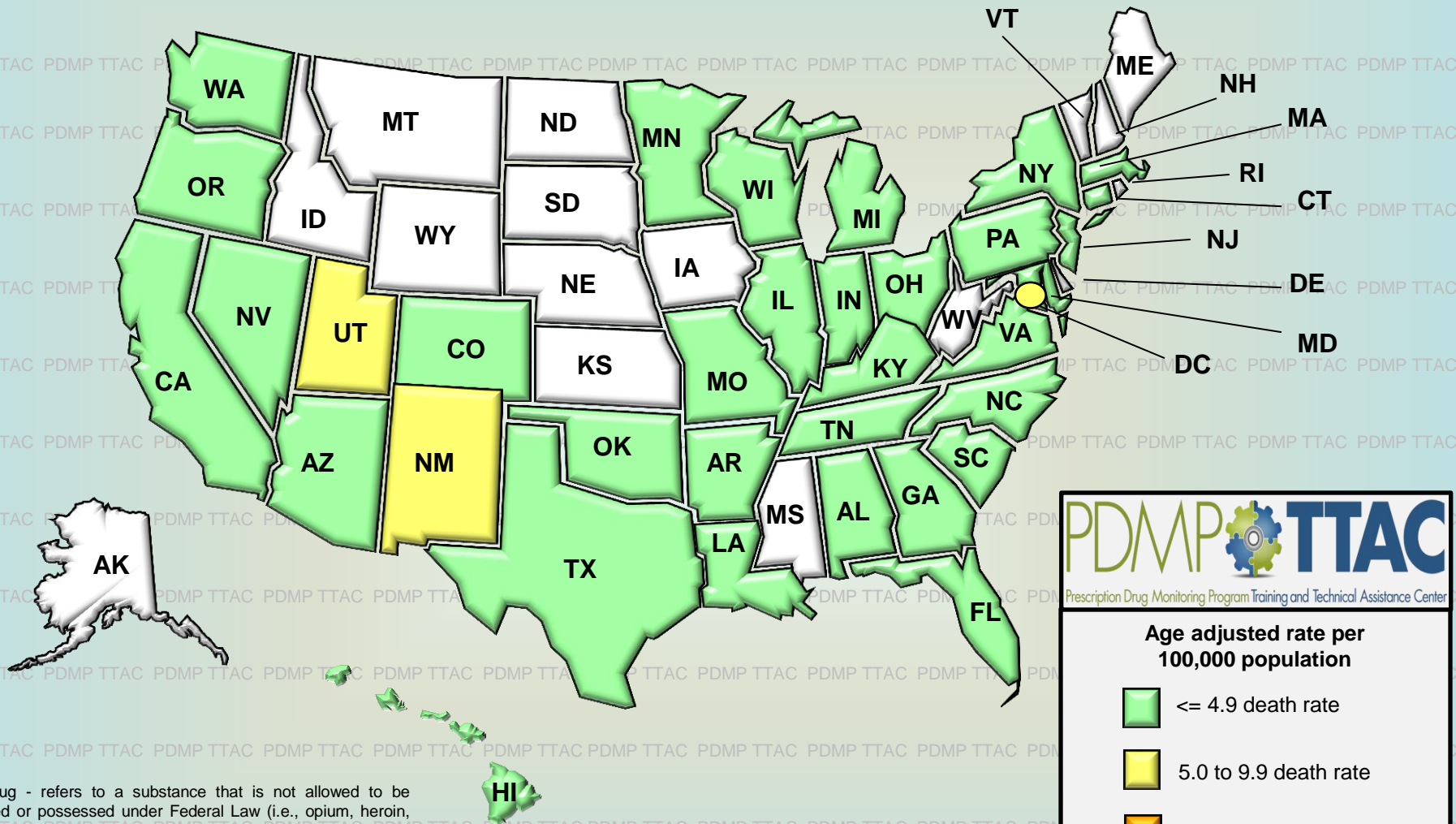


*Illicit Drug - refers to a substance that is not allowed to be prescribed or possessed under Federal Law (i.e., opium, heroin, cocaine, cannabis, LSD). Excludes prescription and unspecified drugs.

**Death rates based on counts of less than twenty (death count < 20) are flagged as "Unreliable". A death rate based on fewer than 20 deaths has a relative standard error (RSE(R)) of 23 percent or more. A RES(R) of 23 percent is considered statistically unreliable. Death counts and death rates are "Suppressed" when the figure represents zero to nine (0-9) persons.

Source: Centers for Disease Control and Prevention, National Center for Health Statistics. Multiple Cause of Death 1999-2015 on CDC WONDER Online Database, released 2016. Data are from the Multiple Cause of Death Files, 1999-2015, as compiled from data provided by the 57 vital statistics jurisdictions through the Vital Statistics Cooperative Program.

1999 Death Rates for Illicit* Drug Overdose by State



PDMP TTAC
Prescription Drug Monitoring Program Training and Technical Assistance Center

Age adjusted rate per 100,000 population

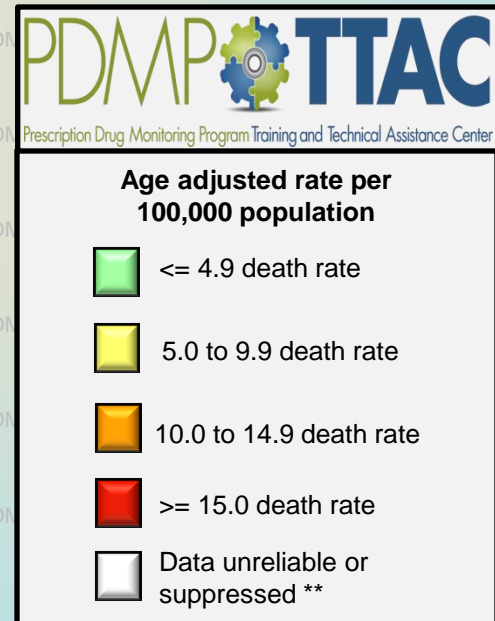
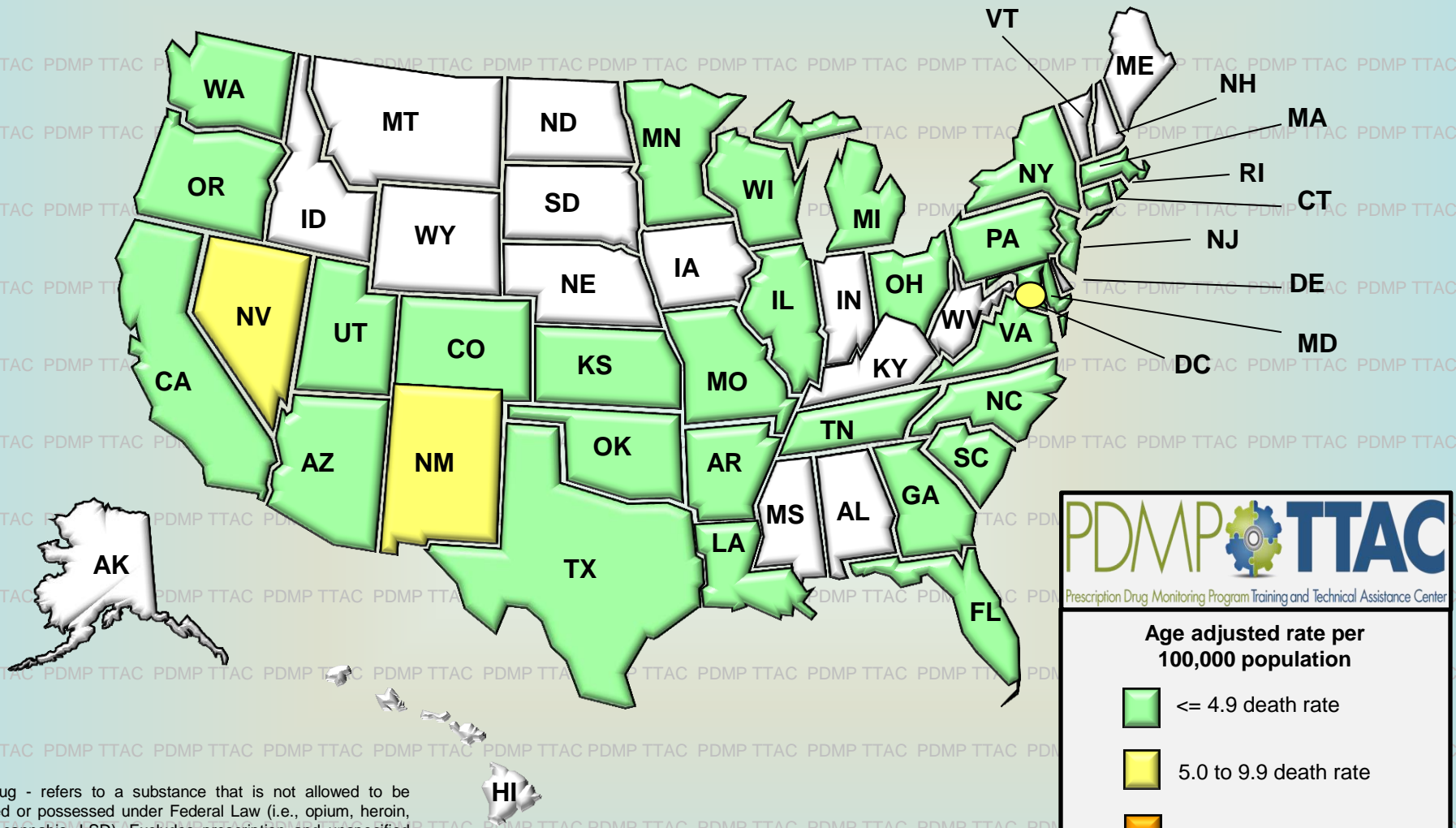
- ≤ 4.9 death rate
- 5.0 to 9.9 death rate
- 10.0 to 14.9 death rate
- ≥ 15.0 death rate
- Data unreliable or suppressed **

*Illicit Drug - refers to a substance that is not allowed to be prescribed or possessed under Federal Law (i.e., opium, heroin, cocaine, cannabis, LSD). Excludes prescription and unspecified drugs.

**Death rates based on counts of less than twenty (death count < 20) are flagged as "Unreliable". A death rate based on fewer than 20 deaths has a relative standard error (RSE(R)) of 23 percent or more. A RES(R) of 23 percent is considered statistically unreliable. Death counts and death rates are "Suppressed" when the figure represents zero to nine (0-9) persons.

Source: Centers for Disease Control and Prevention, National Center for Health Statistics. Multiple Cause of Death 1999-2014 on CDC WONDER Online Database, released 2015. Data are from the Multiple Cause of Death Files, 1999-2014, as compiled from data provided by the 57 vital statistics jurisdictions through the Vital Statistics Cooperative Program.

2000 Death Rates for Illicit* Drug Overdose by State

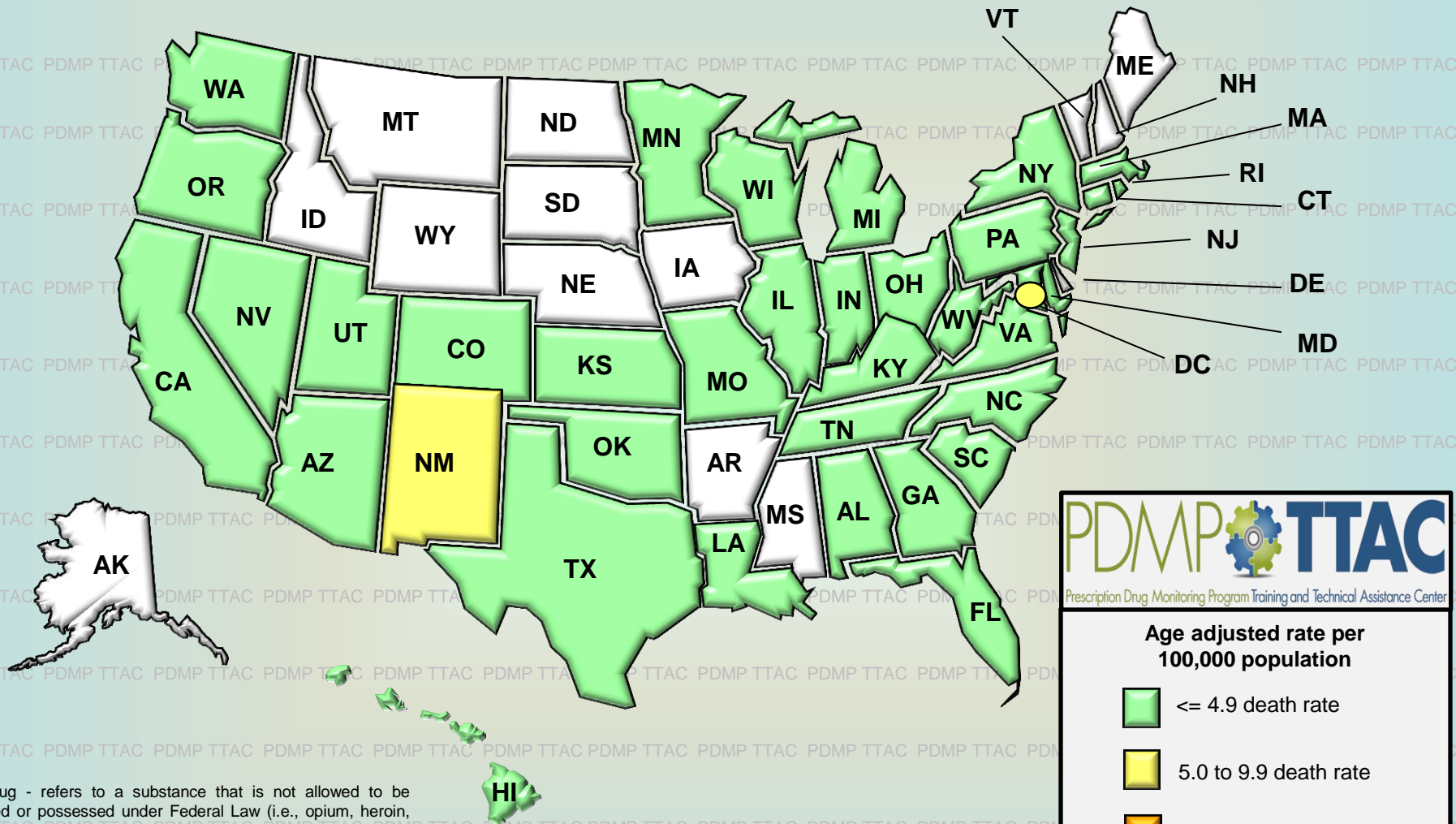


*Illicit Drug - refers to a substance that is not allowed to be prescribed or possessed under Federal Law (i.e., opium, heroin, cocaine, cannabis, LSD). Excludes prescription and unspecified drugs.

**Death rates based on counts of less than twenty (death count < 20) are flagged as "Unreliable". A death rate based on fewer than 20 deaths has a relative standard error (RSE(R)) of 23 percent or more. A RES(R) of 23 percent is considered statistically unreliable. Death counts and death rates are "Suppressed" when the figure represents zero to nine (0-9) persons.

Source: Centers for Disease Control and Prevention, National Center for Health Statistics. Multiple Cause of Death 1999-2014 on CDC WONDER Online Database, released 2015. Data are from the Multiple Cause of Death Files, 1999-2014, as compiled from data provided by the 57 vital statistics jurisdictions through the Vital Statistics Cooperative Program.

2001 Death Rates for Illicit* Drug Overdose by State



PDMP TTAC
Prescription Drug Monitoring Program Training and Technical Assistance Center

Age adjusted rate per 100,000 population

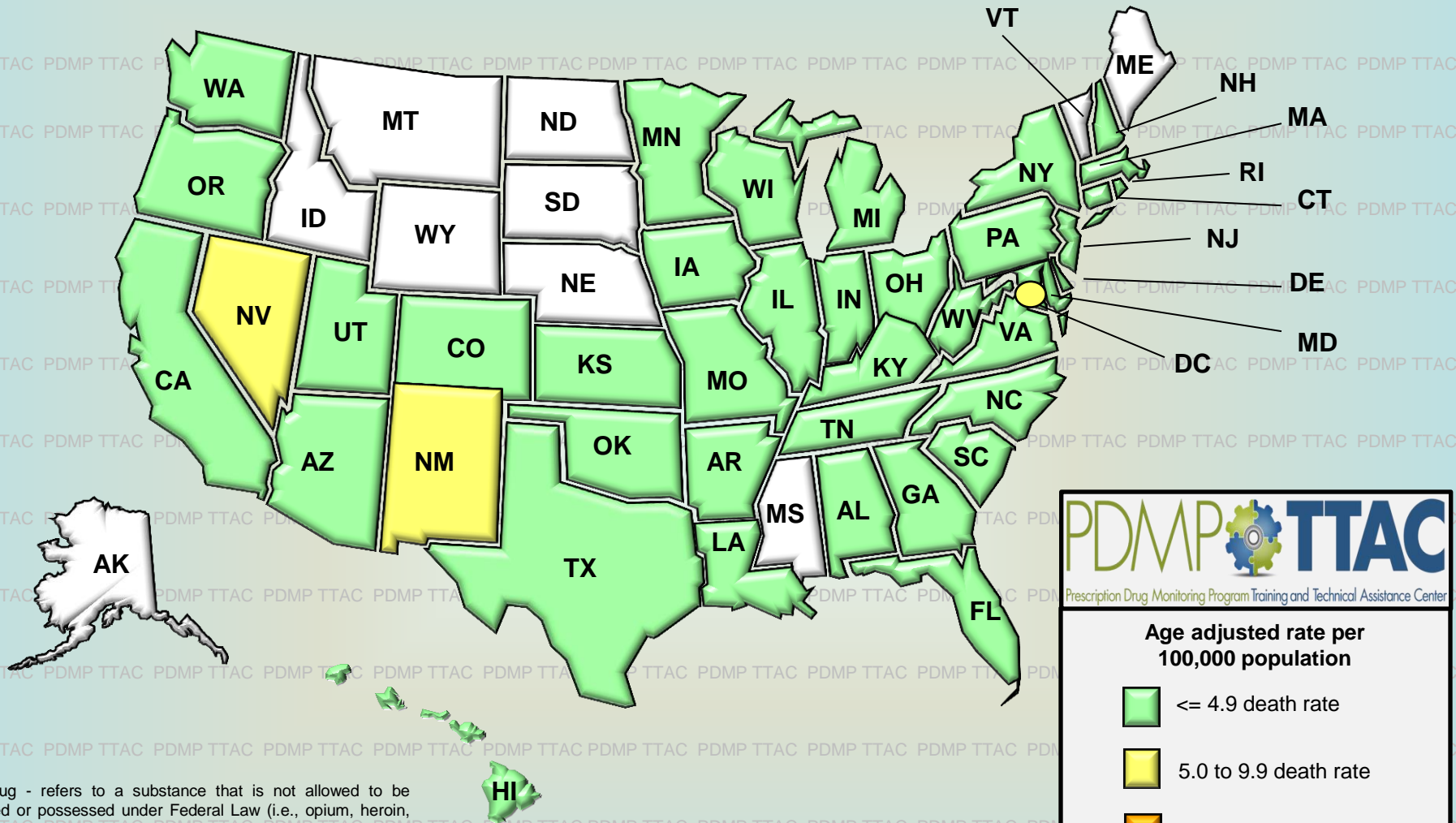
- <= 4.9 death rate
- 5.0 to 9.9 death rate
- 10.0 to 14.9 death rate
- >= 15.0 death rate
- Data unreliable or suppressed **

*Illicit Drug - refers to a substance that is not allowed to be prescribed or possessed under Federal Law (i.e., opium, heroin, cocaine, cannabis, LSD). Excludes prescription and unspecified drugs.

**Death rates based on counts of less than twenty (death count < 20) are flagged as "Unreliable". A death rate based on fewer than 20 deaths has a relative standard error (RSE(R)) of 23 percent or more. A RES(R) of 23 percent is considered statistically unreliable. Death counts and death rates are "Suppressed" when the figure represents zero to nine (0-9) persons.

Source: Centers for Disease Control and Prevention, National Center for Health Statistics. Multiple Cause of Death 1999-2014 on CDC WONDER Online Database, released 2015. Data are from the Multiple Cause of Death Files, 1999-2014, as compiled from data provided by the 57 vital statistics jurisdictions through the Vital Statistics Cooperative Program.

2002 Death Rates for Illicit* Drug Overdose by State



PDMP TTAC
Prescription Drug Monitoring Program Training and Technical Assistance Center

Age adjusted rate per 100,000 population

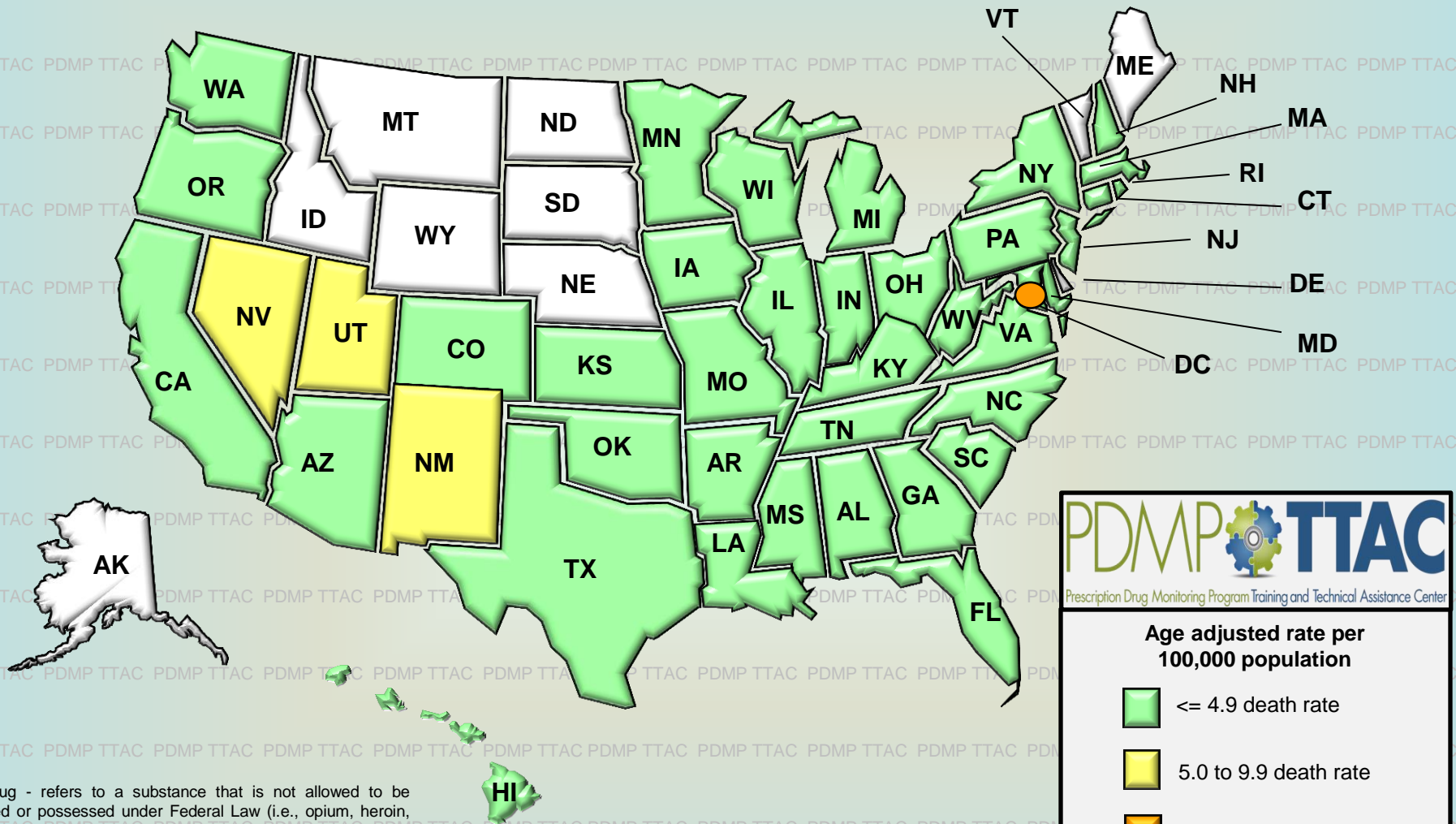
- <= 4.9 death rate
- 5.0 to 9.9 death rate
- 10.0 to 14.9 death rate
- >= 15.0 death rate
- Data unreliable or suppressed **

*Illicit Drug - refers to a substance that is not allowed to be prescribed or possessed under Federal Law (i.e., opium, heroin, cocaine, cannabis, LSD). Excludes prescription and unspecified drugs.

**Death rates based on counts of less than twenty (death count < 20) are flagged as "Unreliable". A death rate based on fewer than 20 deaths has a relative standard error (RSE(R)) of 23 percent or more. A RES(R) of 23 percent is considered statistically unreliable. Death counts and death rates are "Suppressed" when the figure represents zero to nine (0-9) persons.

Source: Centers for Disease Control and Prevention, National Center for Health Statistics. Multiple Cause of Death 1999-2014 on CDC WONDER Online Database, released 2015. Data are from the Multiple Cause of Death Files, 1999-2014, as compiled from data provided by the 57 vital statistics jurisdictions through the Vital Statistics Cooperative Program.

2003 Death Rates for Illicit* Drug Overdose by State



PDMP TTAC
Prescription Drug Monitoring Program Training and Technical Assistance Center

Age adjusted rate per 100,000 population

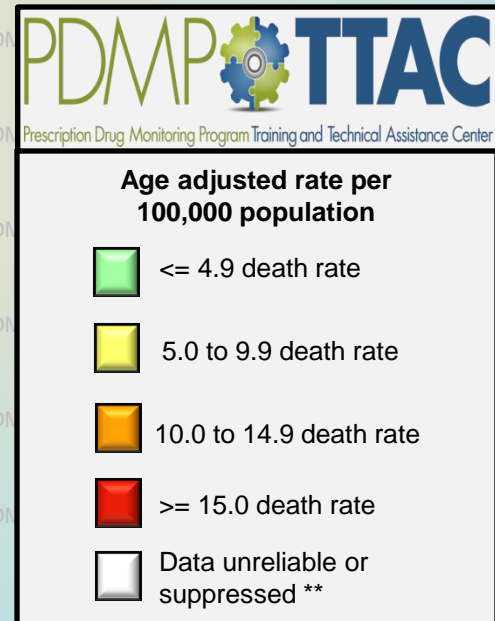
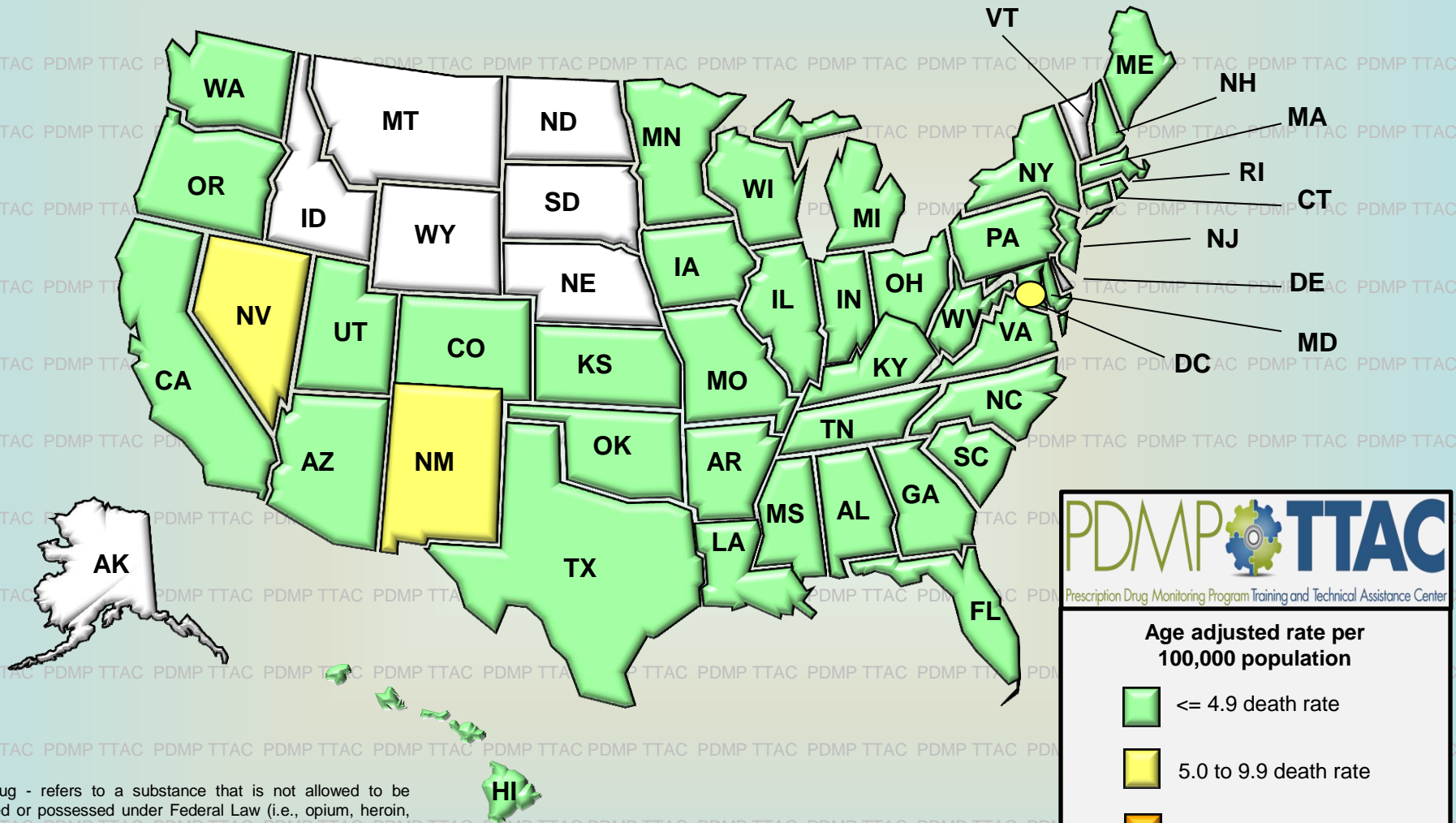
- ≤ 4.9 death rate
- 5.0 to 9.9 death rate
- 10.0 to 14.9 death rate
- ≥ 15.0 death rate
- Data unreliable or suppressed **

*Illicit Drug - refers to a substance that is not allowed to be prescribed or possessed under Federal Law (i.e., opium, heroin, cocaine, cannabis, LSD). Excludes prescription and unspecified drugs.

**Death rates based on counts of less than twenty (death count < 20) are flagged as "Unreliable". A death rate based on fewer than 20 deaths has a relative standard error (RSE(R)) of 23 percent or more. A RES(R) of 23 percent is considered statistically unreliable. Death counts and death rates are "Suppressed" when the figure represents zero to nine (0-9) persons.

Source: Centers for Disease Control and Prevention, National Center for Health Statistics. Multiple Cause of Death 1999-2014 on CDC WONDER Online Database, released 2015. Data are from the Multiple Cause of Death Files, 1999-2014, as compiled from data provided by the 57 vital statistics jurisdictions through the Vital Statistics Cooperative Program.

2004 Death Rates for Illicit* Drug Overdose by State

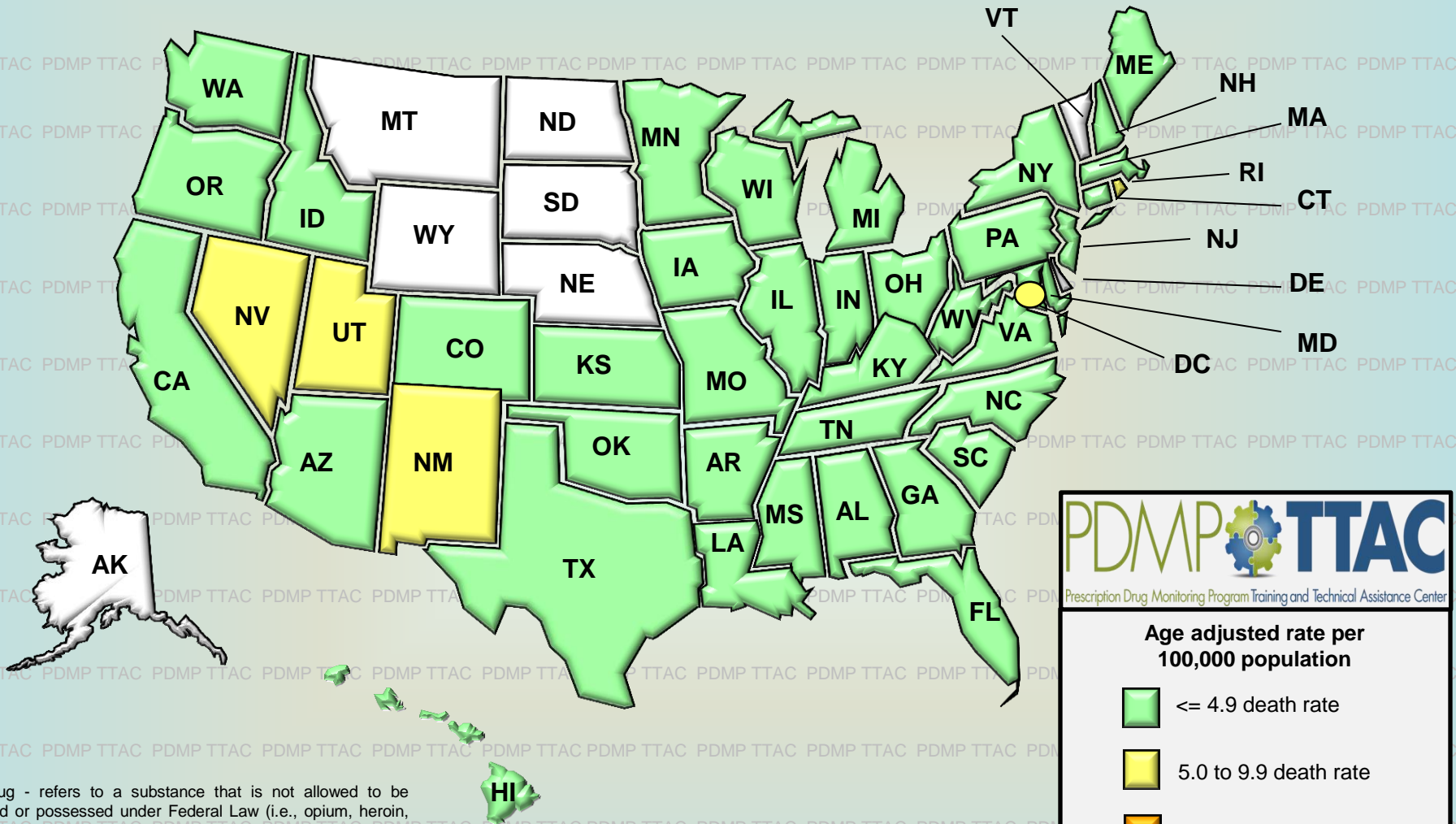


*Illicit Drug - refers to a substance that is not allowed to be prescribed or possessed under Federal Law (i.e., opium, heroin, cocaine, cannabis, LSD). Excludes prescription and unspecified drugs.

**Death rates based on counts of less than twenty (death count < 20) are flagged as "Unreliable". A death rate based on fewer than 20 deaths has a relative standard error (RSE(R)) of 23 percent or more. A RES(R) of 23 percent is considered statistically unreliable. Death counts and death rates are "Suppressed" when the figure represents zero to nine (0-9) persons.

Source: Centers for Disease Control and Prevention, National Center for Health Statistics. Multiple Cause of Death 1999-2014 on CDC WONDER Online Database, released 2015. Data are from the Multiple Cause of Death Files, 1999-2014, as compiled from data provided by the 57 vital statistics jurisdictions through the Vital Statistics Cooperative Program.


2005 Death Rates for Illicit* Drug Overdose by State



*Illicit Drug - refers to a substance that is not allowed to be prescribed or possessed under Federal Law (i.e., opium, heroin, cocaine, cannabis, LSD). Excludes prescription and unspecified drugs.






**Death rates based on counts of less than twenty (death count < 20) are flagged as "Unreliable". A death rate based on fewer than 20 deaths has a relative standard error (RSE(R)) of 23 percent or more. A RES(R) of 23 percent is considered statistically unreliable. Death counts and death rates are "Suppressed" when the figure represents zero to nine (0-9) persons.

Source: Centers for Disease Control and Prevention, National Center for Health Statistics. Multiple Cause of Death 1999-2014 on CDC WONDER Online Database, released 2015. Data are from the Multiple Cause of Death Files, 1999-2014, as compiled from data provided by the 57 vital statistics jurisdictions through the Vital Statistics Cooperative Program.

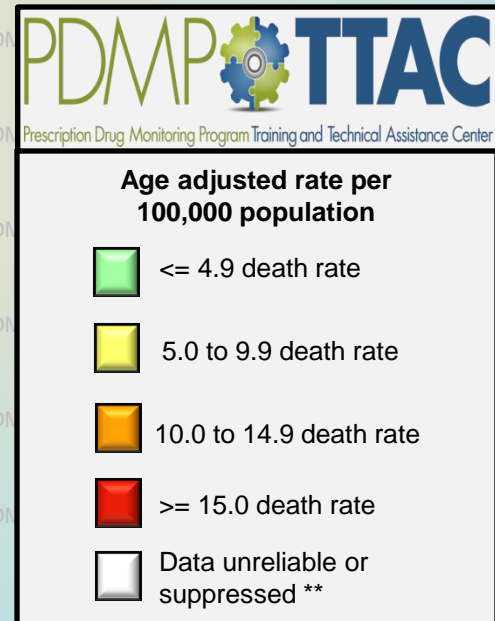
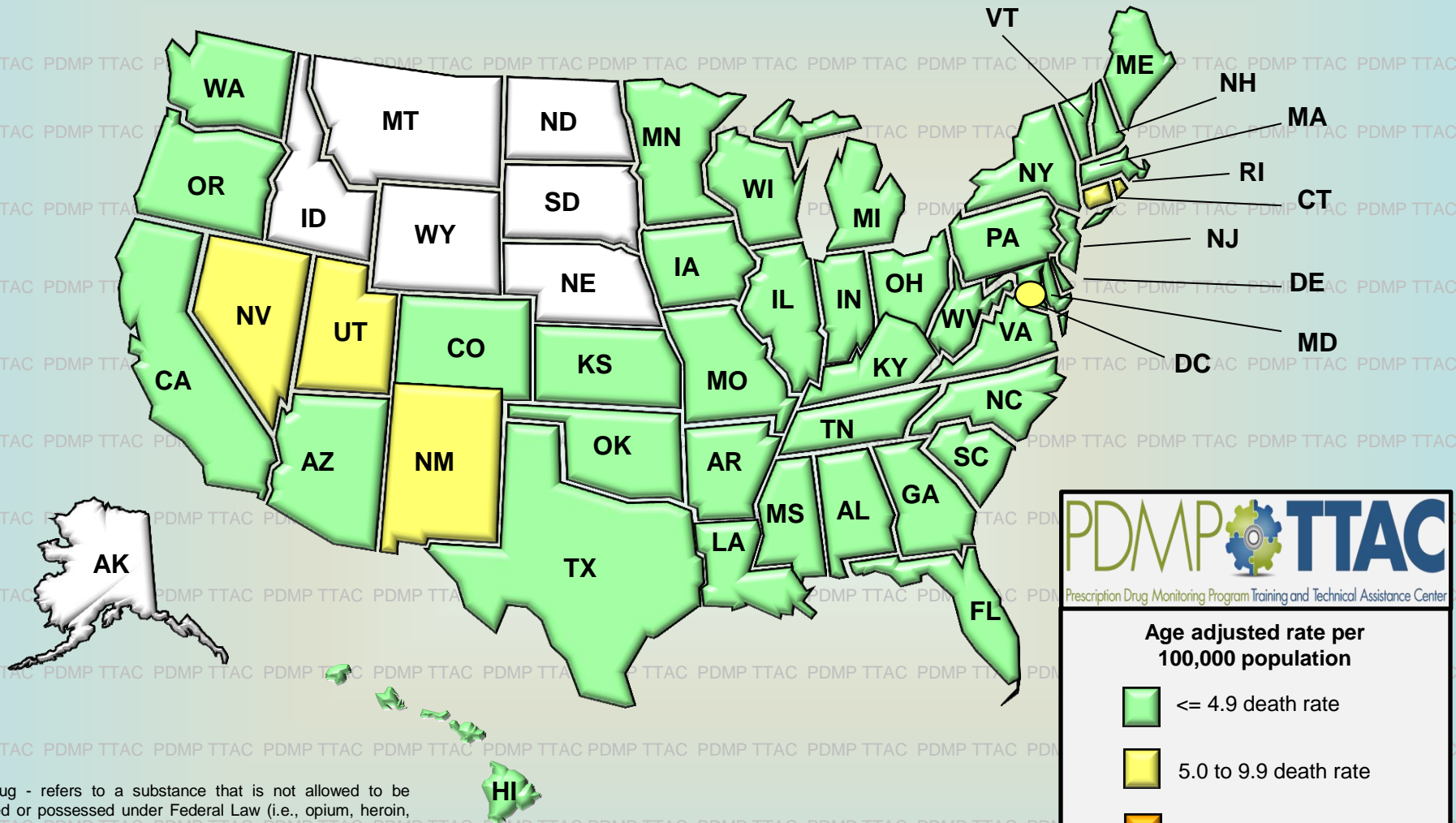
PDMP  **TTAC**

Prescription Drug Monitoring Program Training and Technical Assistance Center

Age adjusted rate per 100,000 population

	<= 4.9 death rate
	5.0 to 9.9 death rate
	10.0 to 14.9 death rate
	>= 15.0 death rate
	Data unreliable or suppressed **

2006 Death Rates for Illicit* Drug Overdose by State

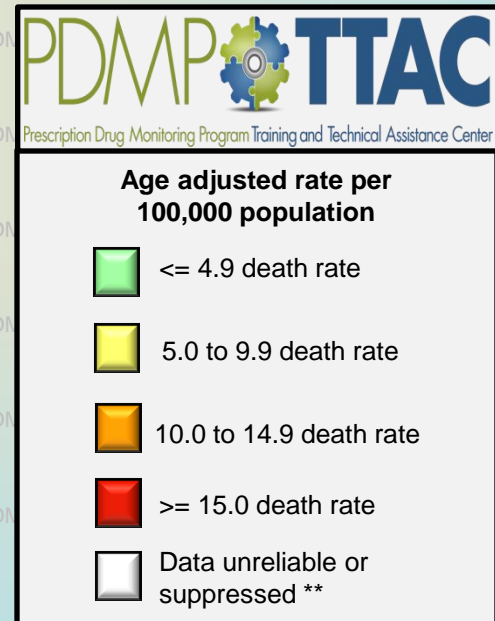
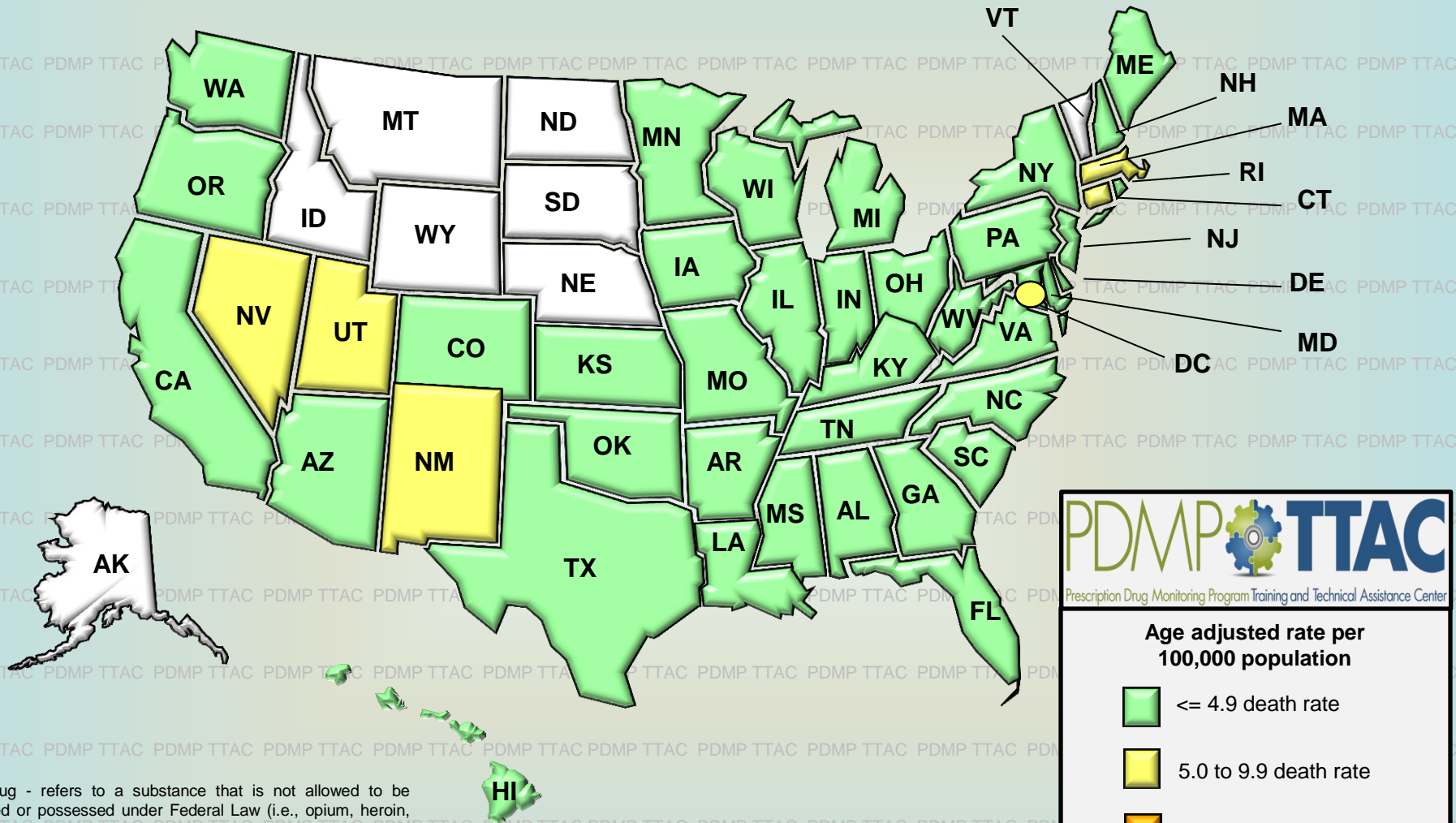


Source: Centers for Disease Control and Prevention, National Center for Health Statistics. Multiple Cause of Death 1999-2014 on CDC WONDER Online Database, released 2015. Data are from the Multiple Cause of Death Files, 1999-2014, as compiled from data provided by the 57 vital statistics jurisdictions through the Vital Statistics Cooperative Program.

*Illicit Drug - refers to a substance that is not allowed to be prescribed or possessed under Federal Law (i.e., opium, heroin, cocaine, cannabis, LSD). Excludes prescription and unspecified drugs.

**Death rates based on counts of less than twenty (death count < 20) are flagged as "Unreliable". A death rate based on fewer than 20 deaths has a relative standard error (RSE(R)) of 23 percent or more. A RES(R) of 23 percent is considered statistically unreliable. Death counts and death rates are "Suppressed" when the figure represents zero to nine (0-9) persons.

2007 Death Rates for Illicit* Drug Overdose by State

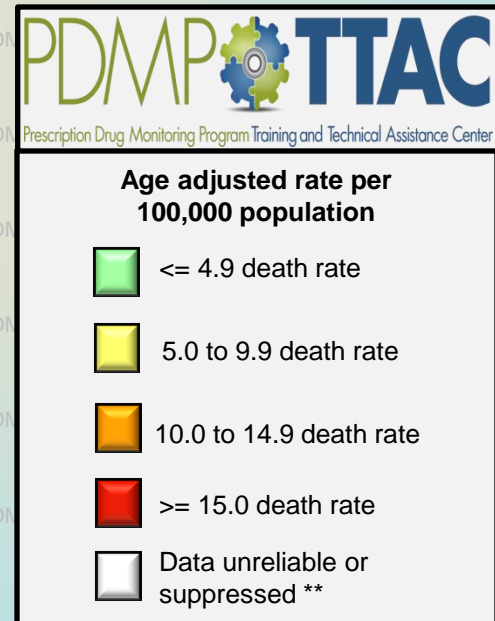
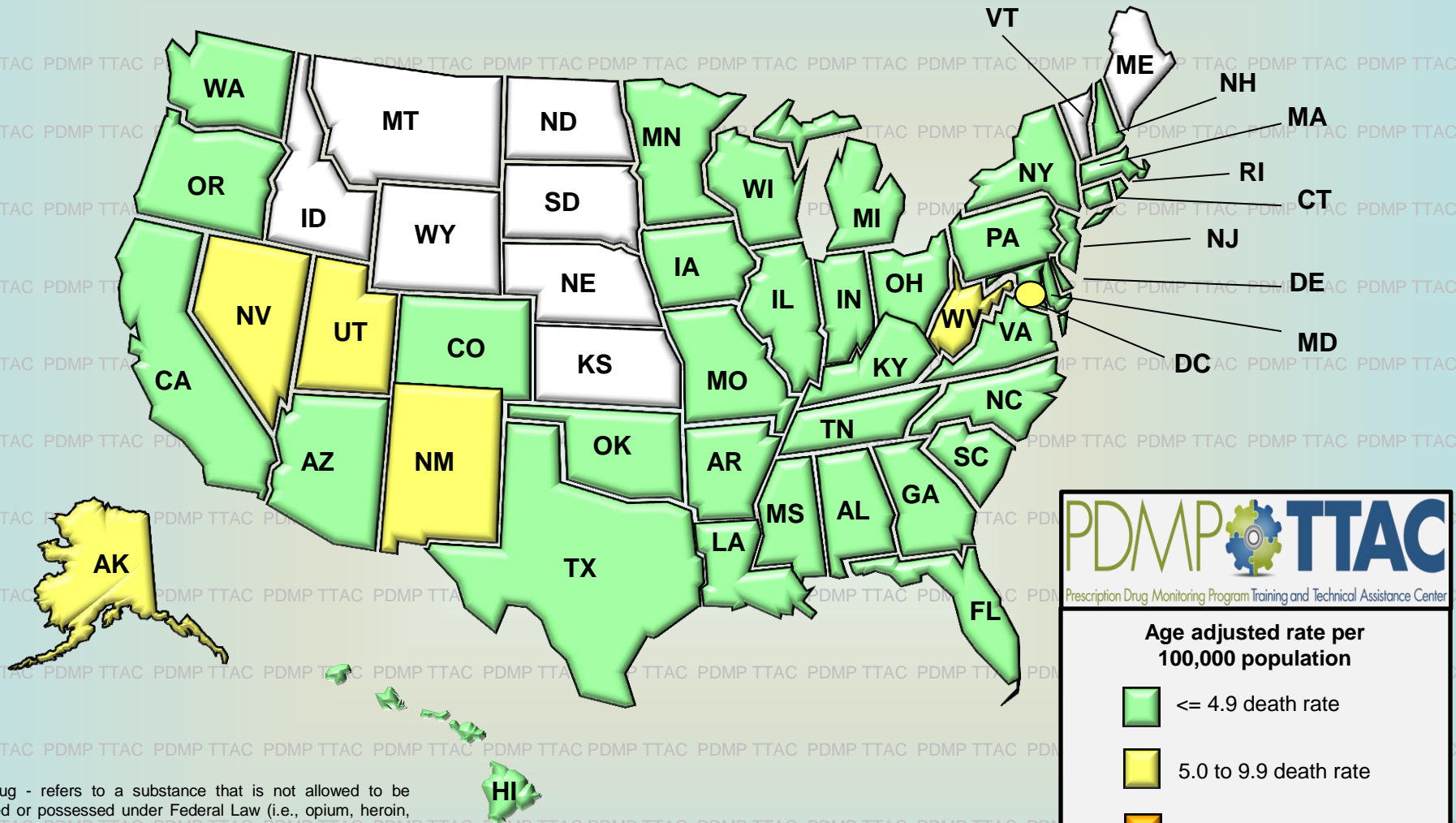


Source: Centers for Disease Control and Prevention, National Center for Health Statistics. Multiple Cause of Death 1999-2014 on CDC WONDER Online Database, released 2015. Data are from the Multiple Cause of Death Files, 1999-2014, as compiled from data provided by the 57 vital statistics jurisdictions through the Vital Statistics Cooperative Program.

*Illicit Drug - refers to a substance that is not allowed to be prescribed or possessed under Federal Law (i.e., opium, heroin, cocaine, cannabis, LSD). Excludes prescription and unspecified drugs.

**Death rates based on counts of less than twenty (death count < 20) are flagged as "Unreliable". A death rate based on fewer than 20 deaths has a relative standard error (RSE(R)) of 23 percent or more. A RES(R) of 23 percent is considered statistically unreliable. Death counts and death rates are "Suppressed" when the figure represents zero to nine (0-9) persons.

2008 Death Rates for Illicit* Drug Overdose by State

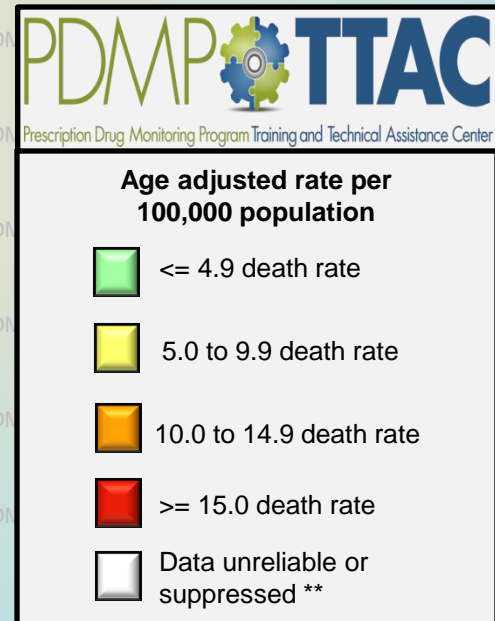
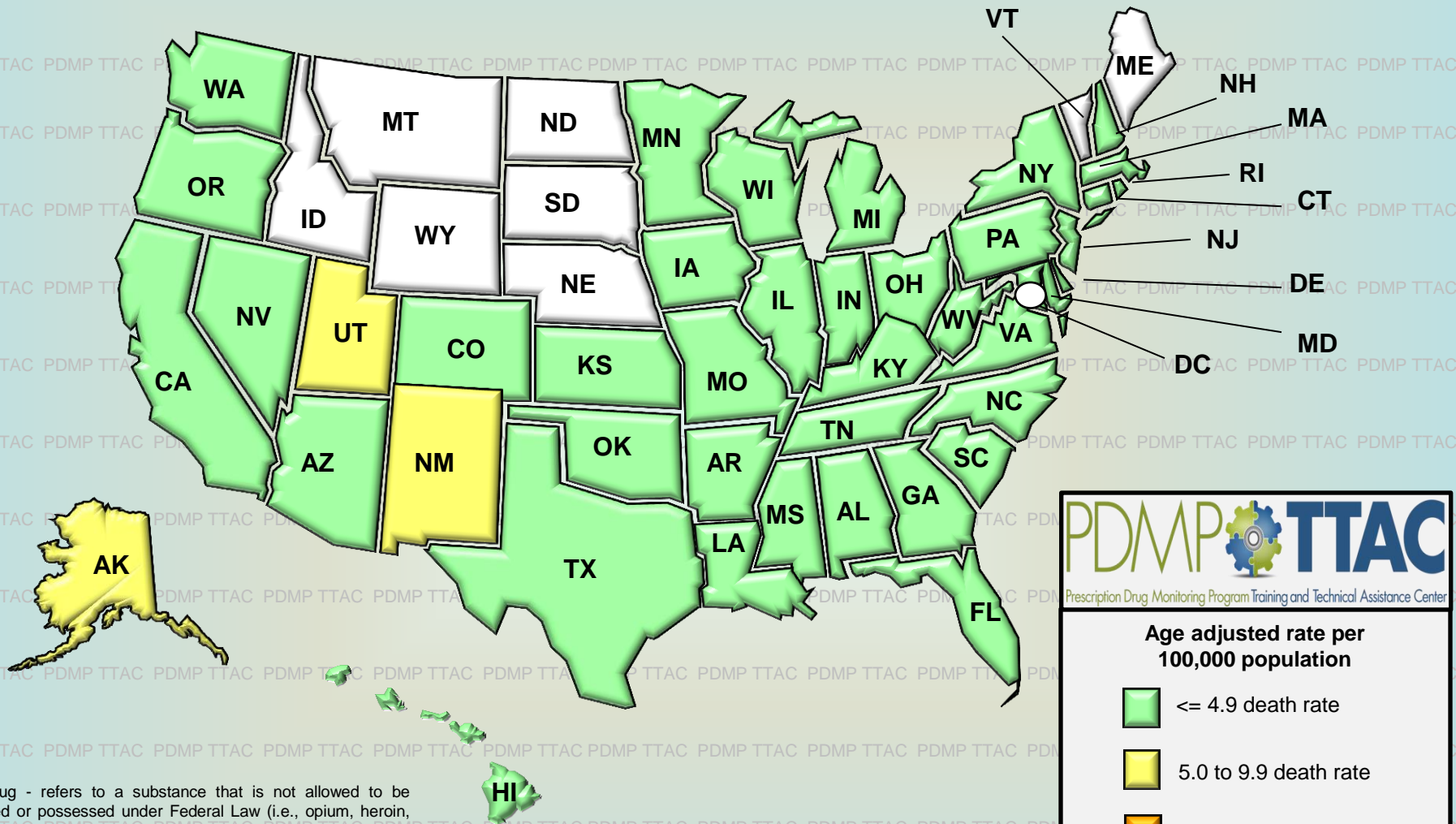


Source: Centers for Disease Control and Prevention, National Center for Health Statistics. Multiple Cause of Death 1999-2014 on CDC WONDER Online Database, released 2015. Data are from the Multiple Cause of Death Files, 1999-2014, as compiled from data provided by the 57 vital statistics jurisdictions through the Vital Statistics Cooperative Program.

*Illicit Drug - refers to a substance that is not allowed to be prescribed or possessed under Federal Law (i.e., opium, heroin, cocaine, cannabis, LSD). Excludes prescription and unspecified drugs.

**Death rates based on counts of less than twenty (death count < 20) are flagged as "Unreliable". A death rate based on fewer than 20 deaths has a relative standard error (RSE(R)) of 23 percent or more. A RES(R) of 23 percent is considered statistically unreliable. Death counts and death rates are "Suppressed" when the figure represents zero to nine (0-9) persons.

2009 Death Rates for Illicit* Drug Overdose by State

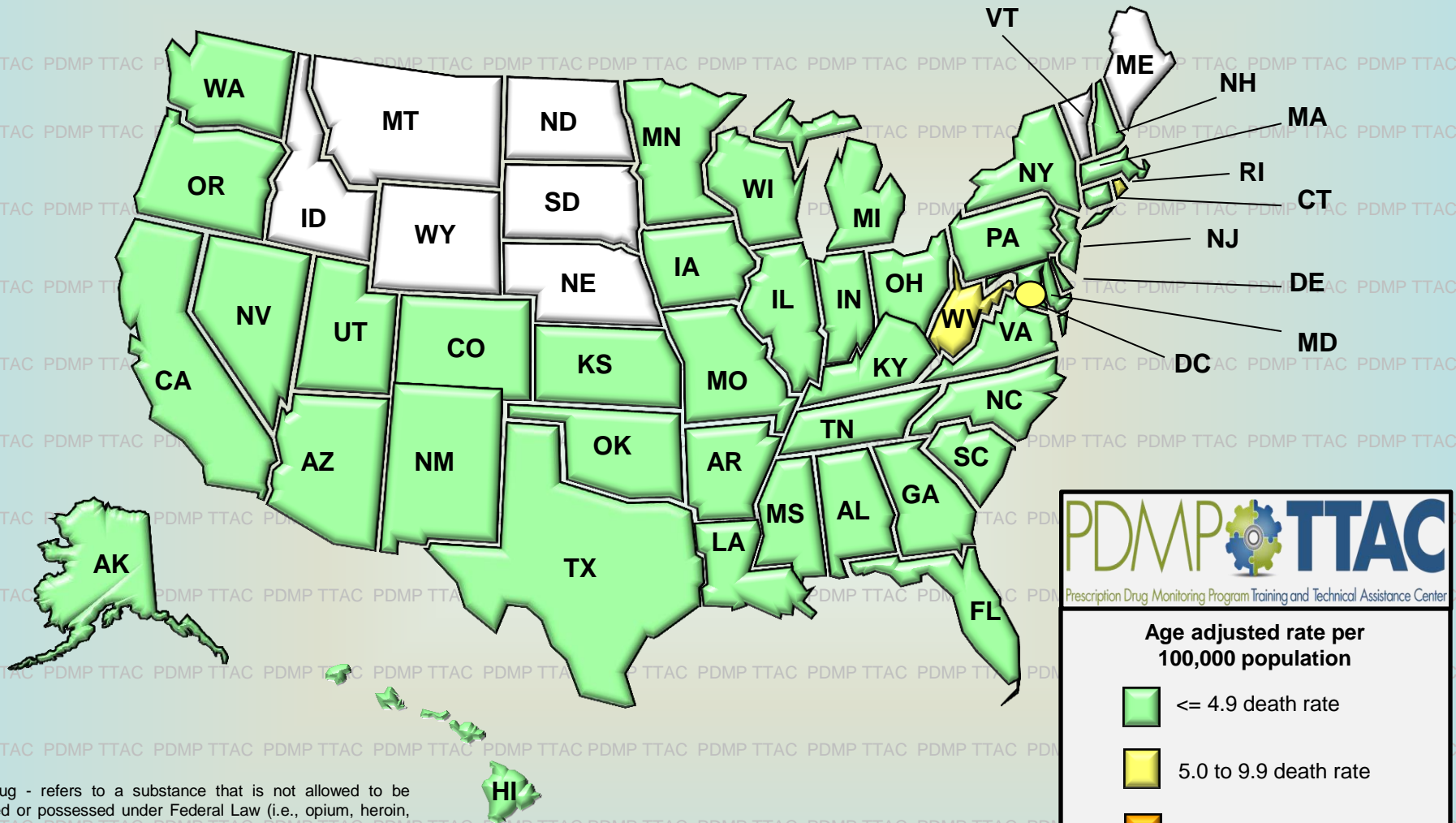


Source: Centers for Disease Control and Prevention, National Center for Health Statistics. Multiple Cause of Death 1999-2014 on CDC WONDER Online Database, released 2015. Data are from the Multiple Cause of Death Files, 1999-2014, as compiled from data provided by the 57 vital statistics jurisdictions through the Vital Statistics Cooperative Program.

*Illicit Drug - refers to a substance that is not allowed to be prescribed or possessed under Federal Law (i.e., opium, heroin, cocaine, cannabis, LSD). Excludes prescription and unspecified drugs.

**Death rates based on counts of less than twenty (death count < 20) are flagged as "Unreliable". A death rate based on fewer than 20 deaths has a relative standard error (RSE(R)) of 23 percent or more. A RES(R) of 23 percent is considered statistically unreliable. Death counts and death rates are "Suppressed" when the figure represents zero to nine (0-9) persons.

2010 Death Rates for Illicit* Drug Overdose by State








*Illicit Drug - refers to a substance that is not allowed to be prescribed or possessed under Federal Law (i.e., opium, heroin, cocaine, cannabis, LSD). Excludes prescription and unspecified drugs.

**Death rates based on counts of less than twenty (death count < 20) are flagged as "Unreliable". A death rate based on fewer than 20 deaths has a relative standard error (RSE(R)) of 23 percent or more. A RES(R) of 23 percent is considered statistically unreliable. Death counts and death rates are "Suppressed" when the figure represents zero to nine (0-9) persons.

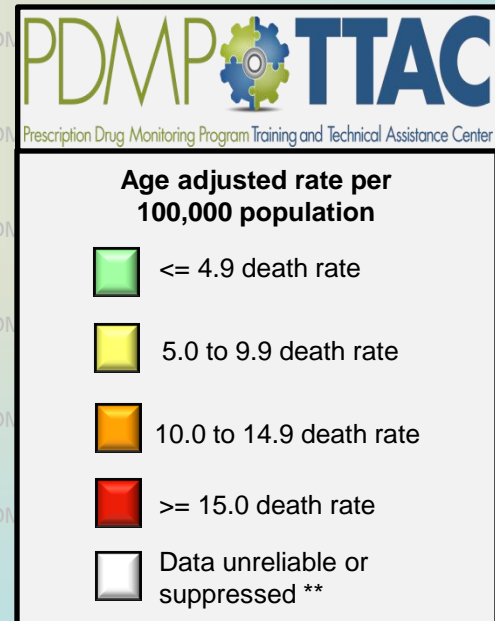
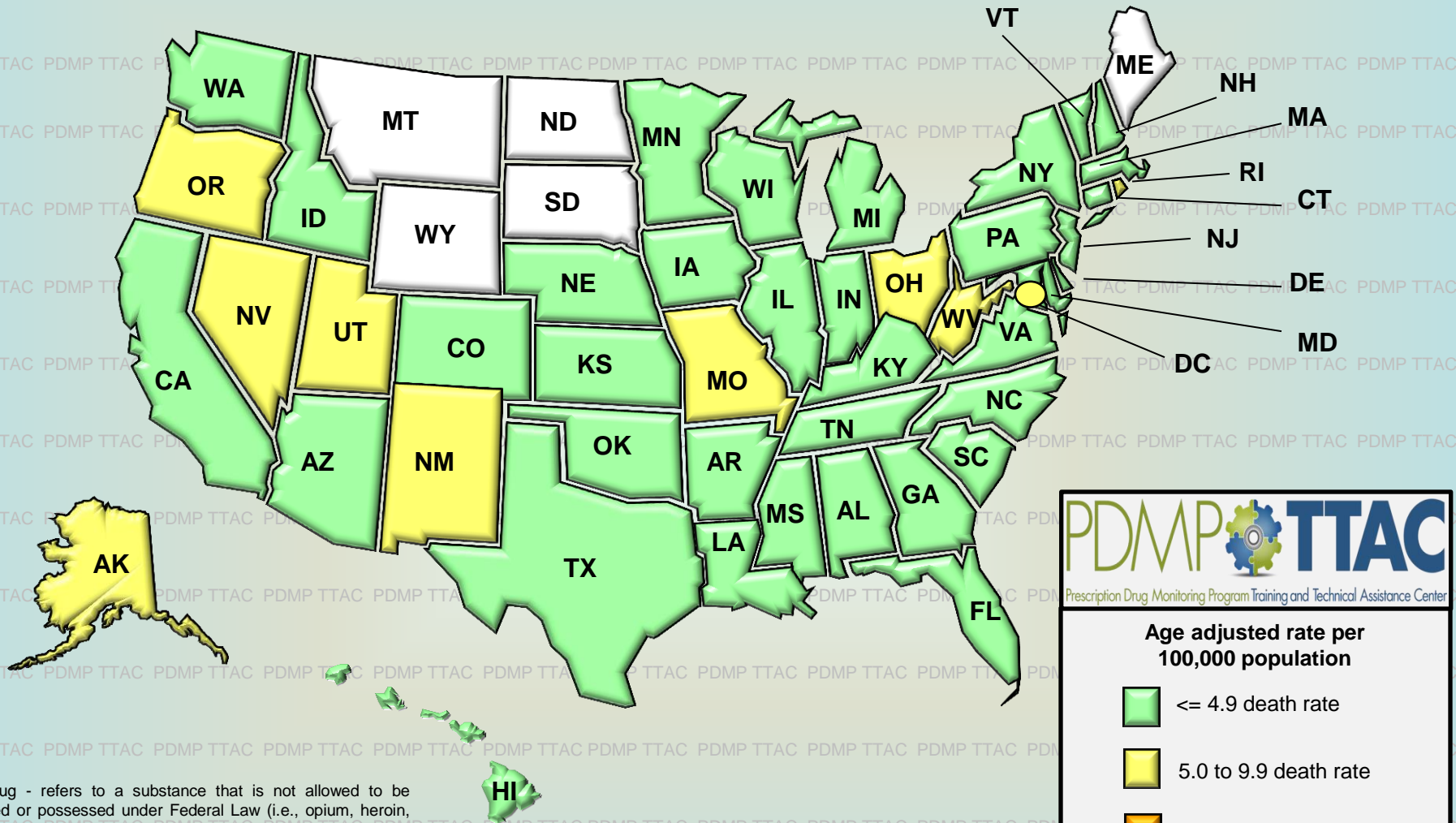
Source: Centers for Disease Control and Prevention, National Center for Health Statistics. Multiple Cause of Death 1999-2014 on CDC WONDER Online Database, released 2015. Data are from the Multiple Cause of Death Files, 1999-2014, as compiled from data provided by the 57 vital statistics jurisdictions through the Vital Statistics Cooperative Program.

PDMP TTAC
Prescription Drug Monitoring Program Training and Technical Assistance Center

Age adjusted rate per 100,000 population

	<= 4.9 death rate
	5.0 to 9.9 death rate
	10.0 to 14.9 death rate
	>= 15.0 death rate
	Data unreliable or suppressed **

2011 Death Rates for Illicit* Drug Overdose by State

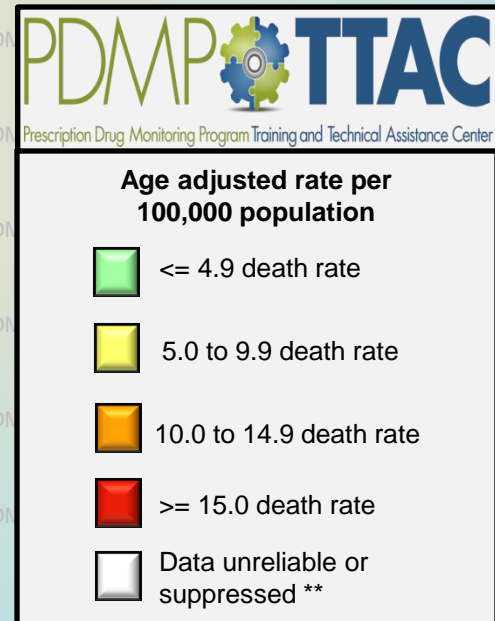
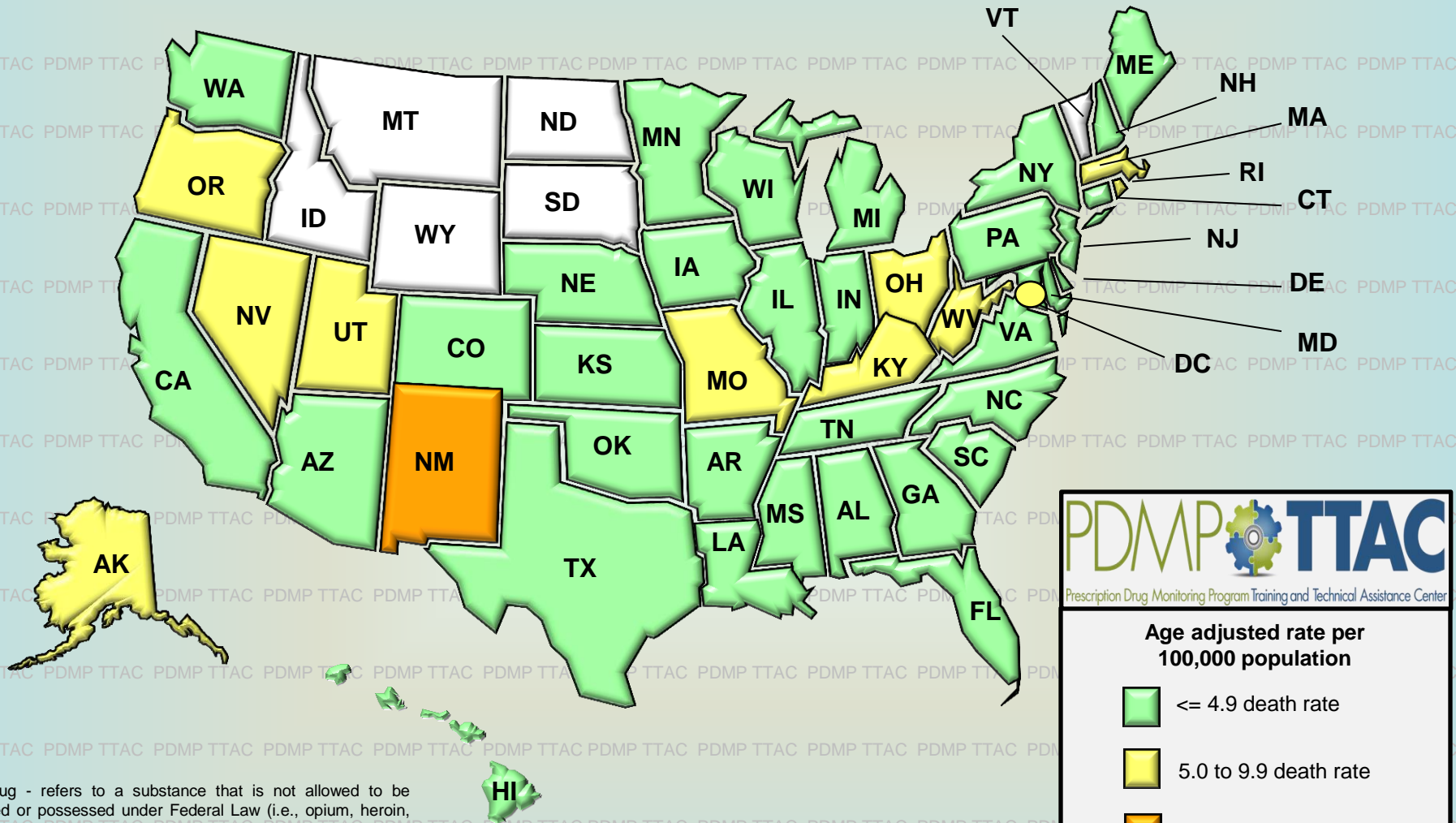


*Illicit Drug - refers to a substance that is not allowed to be prescribed or possessed under Federal Law (i.e., opium, heroin, cocaine, cannabis, LSD). Excludes prescription and unspecified drugs.

**Death rates based on counts of less than twenty (death count < 20) are flagged as "Unreliable". A death rate based on fewer than 20 deaths has a relative standard error (RSE(R)) of 23 percent or more. A RES(R) of 23 percent is considered statistically unreliable. Death counts and death rates are "Suppressed" when the figure represents zero to nine (0-9) persons.

Source: Centers for Disease Control and Prevention, National Center for Health Statistics. Multiple Cause of Death 1999-2014 on CDC WONDER Online Database, released 2015. Data are from the Multiple Cause of Death Files, 1999-2014, as compiled from data provided by the 57 vital statistics jurisdictions through the Vital Statistics Cooperative Program.

2012 Death Rates for Illicit* Drug Overdose by State

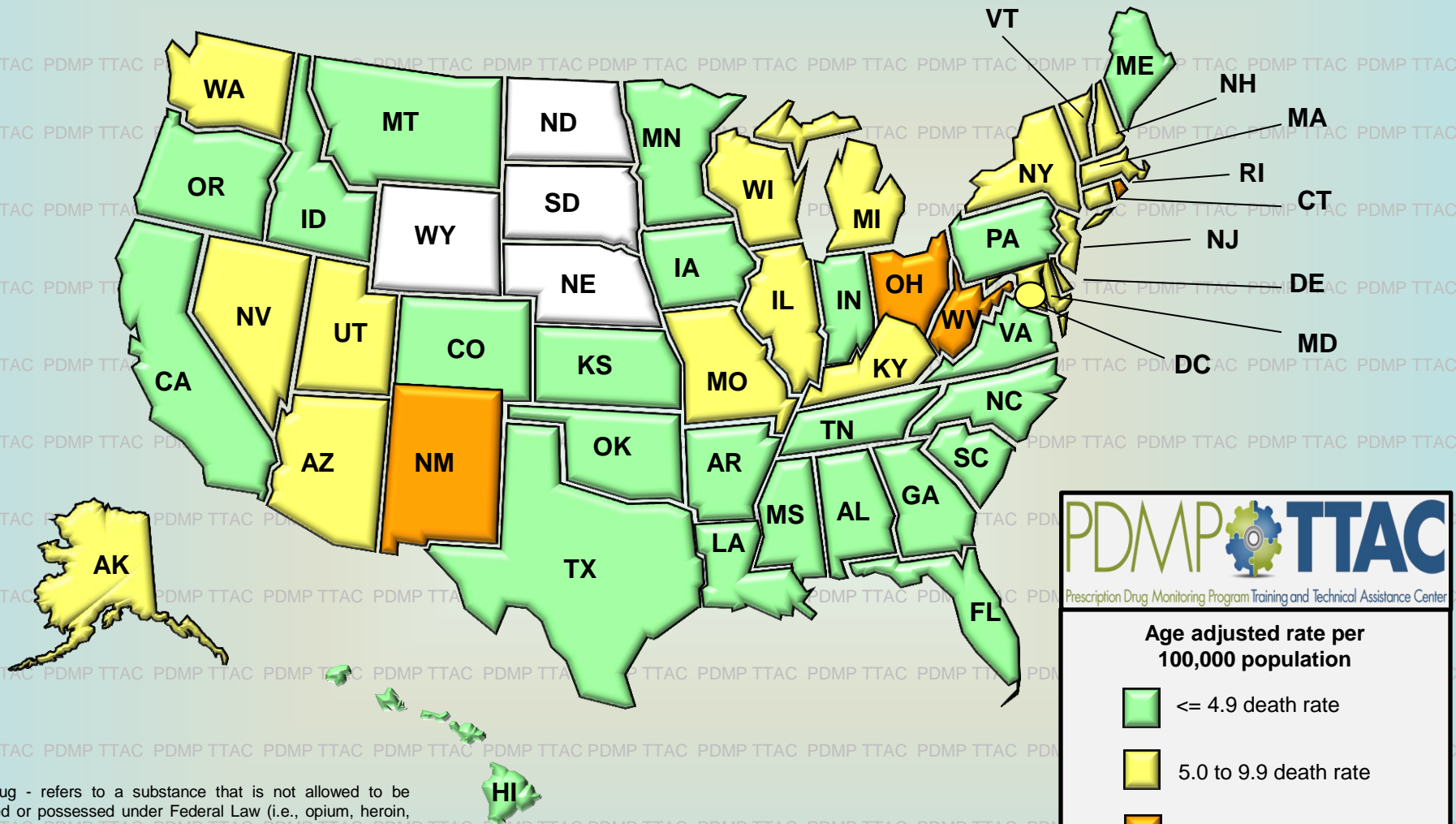


Source: Centers for Disease Control and Prevention, National Center for Health Statistics. Multiple Cause of Death 1999-2014 on CDC WONDER Online Database, released 2015. Data are from the Multiple Cause of Death Files, 1999-2014, as compiled from data provided by the 57 vital statistics jurisdictions through the Vital Statistics Cooperative Program.

*Illicit Drug - refers to a substance that is not allowed to be prescribed or possessed under Federal Law (i.e., opium, heroin, cocaine, cannabis, LSD). Excludes prescription and unspecified drugs.

**Death rates based on counts of less than twenty (death count < 20) are flagged as "Unreliable". A death rate based on fewer than 20 deaths has a relative standard error (RSE(R)) of 23 percent or more. A RES(R) of 23 percent is considered statistically unreliable. Death counts and death rates are "Suppressed" when the figure represents zero to nine (0-9) persons.


2013 Death Rates for Illicit* Drug Overdose by State



*Illicit Drug - refers to a substance that is not allowed to be prescribed or possessed under Federal Law (i.e., opium, heroin, cocaine, cannabis, LSD). Excludes prescription and unspecified drugs.






**Death rates based on counts of less than twenty (death count < 20) are flagged as "Unreliable". A death rate based on fewer than 20 deaths has a relative standard error (RSE(R)) of 23 percent or more. A RES(R) of 23 percent is considered statistically unreliable. Death counts and death rates are "Suppressed" when the figure represents zero to nine (0-9) persons.

Source: Centers for Disease Control and Prevention, National Center for Health Statistics. Multiple Cause of Death 1999-2014 on CDC WONDER Online Database, released 2015. Data are from the Multiple Cause of Death Files, 1999-2014, as compiled from data provided by the 57 vital statistics jurisdictions through the Vital Statistics Cooperative Program.

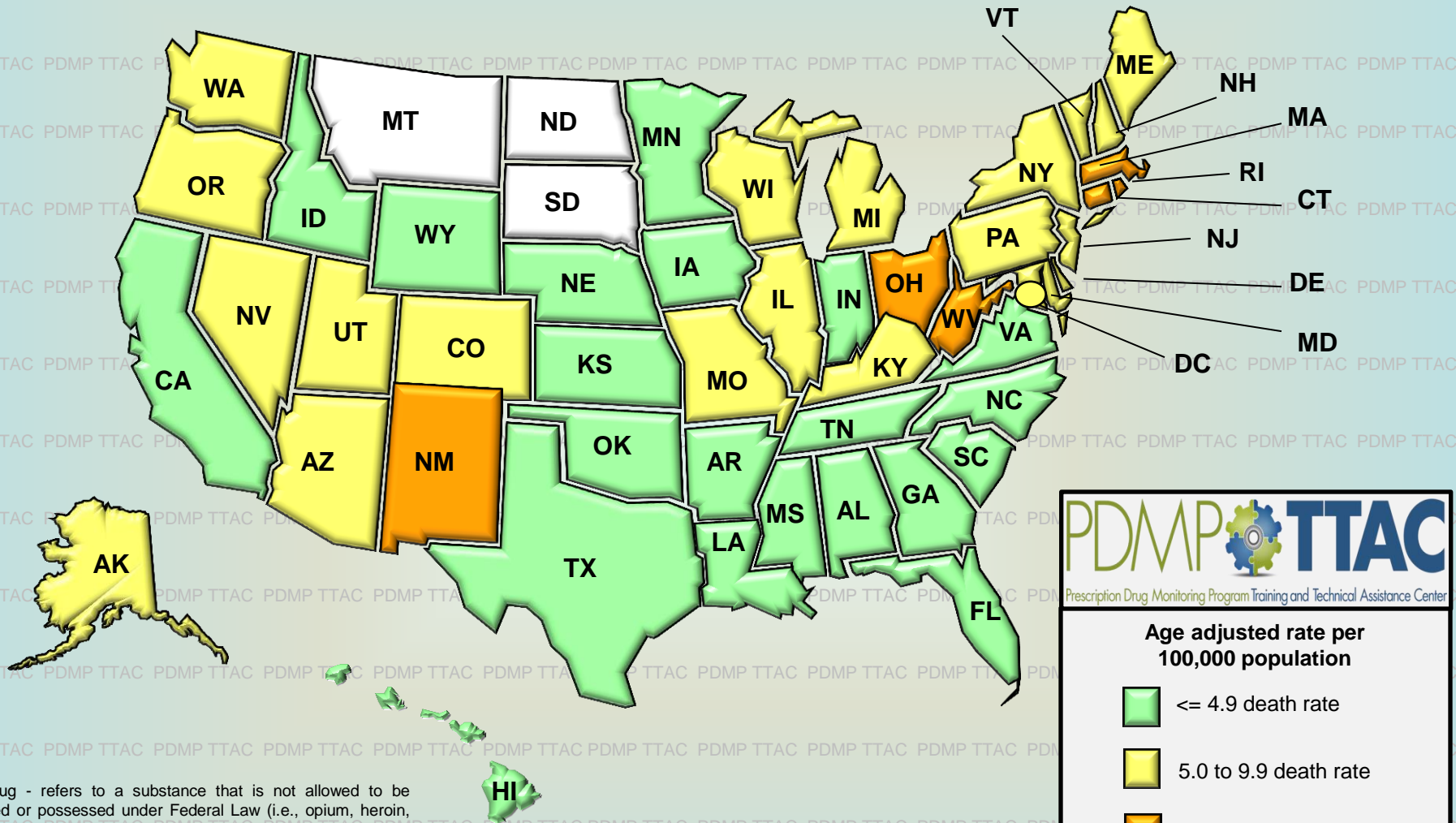
PDMP  **TTAC**

Prescription Drug Monitoring Program Training and Technical Assistance Center

Age adjusted rate per 100,000 population

	<= 4.9 death rate
	5.0 to 9.9 death rate
	10.0 to 14.9 death rate
	>= 15.0 death rate
	Data unreliable or suppressed **

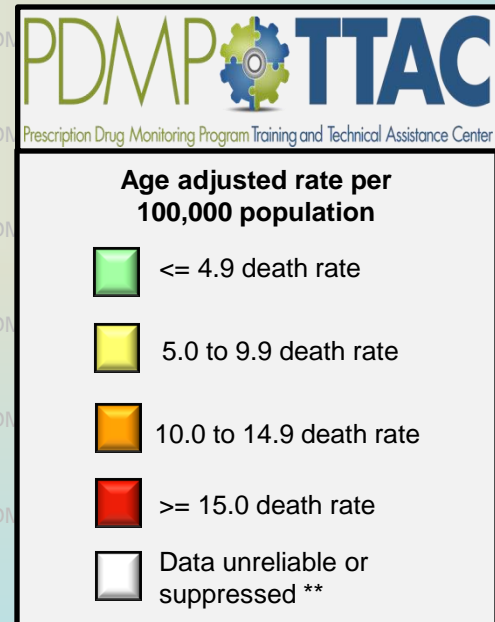
2014 Death Rates for Illicit* Drug Overdose by State



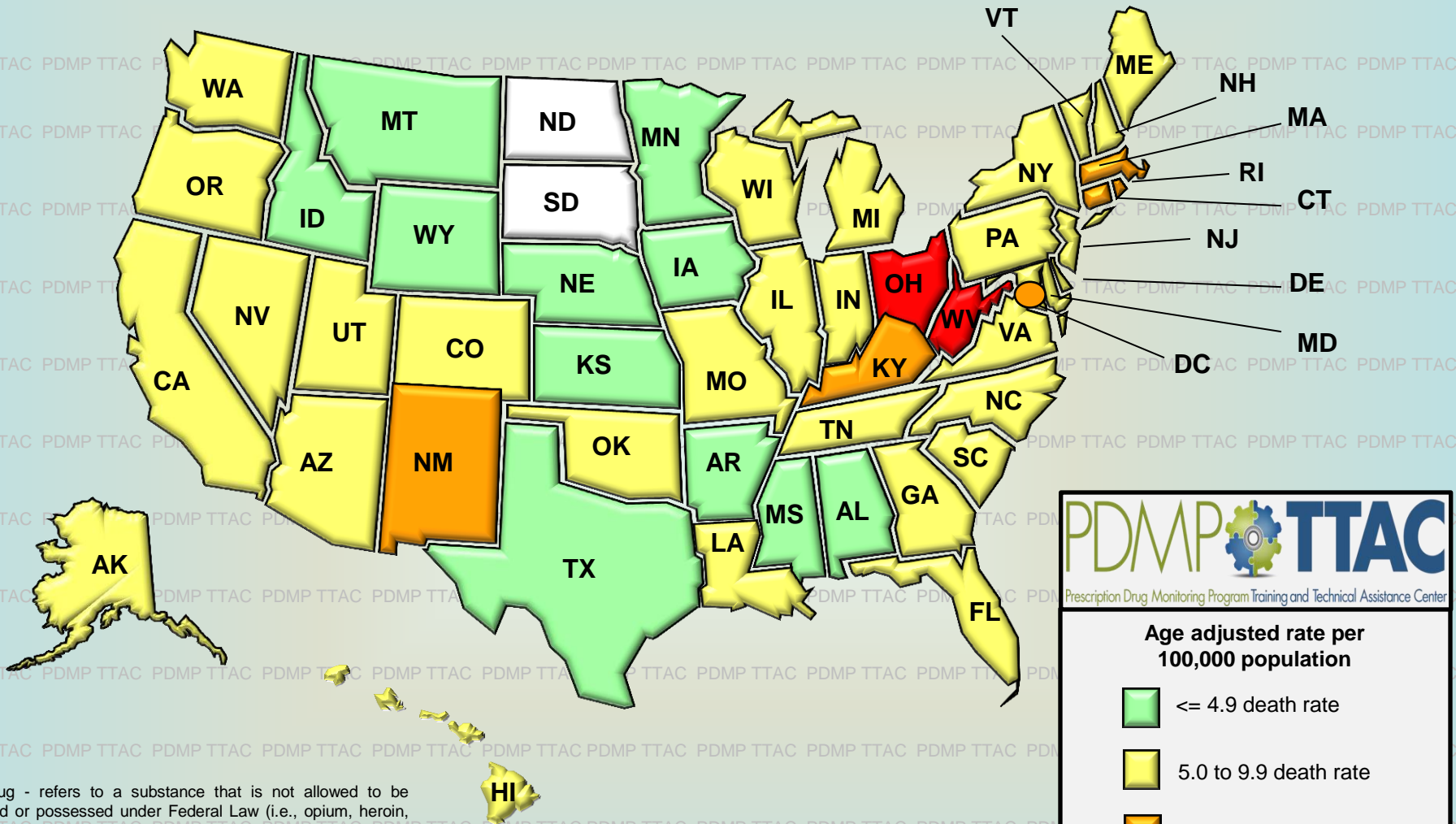
*Illicit Drug - refers to a substance that is not allowed to be prescribed or possessed under Federal Law (i.e., opium, heroin, cocaine, cannabis, LSD). Excludes prescription and unspecified drugs.

**Death rates based on counts of less than twenty (death count < 20) are flagged as "Unreliable". A death rate based on fewer than 20 deaths has a relative standard error (RSE(R)) of 23 percent or more. A RES(R) of 23 percent is considered statistically unreliable. Death counts and death rates are "Suppressed" when the figure represents zero to nine (0-9) persons.

Source: Centers for Disease Control and Prevention, National Center for Health Statistics. Multiple Cause of Death 1999-2014 on CDC WONDER Online Database, released 2015. Data are from the Multiple Cause of Death Files, 1999-2014, as compiled from data provided by the 57 vital statistics jurisdictions through the Vital Statistics Cooperative Program.



2015 Death Rates for Illicit* Drug Overdose by State



*Illicit Drug - refers to a substance that is not allowed to be prescribed or possessed under Federal Law (i.e., opium, heroin, cocaine, cannabis, LSD). Excludes prescription and unspecified drugs.

**Death rates based on counts of less than twenty (death count < 20) are flagged as "Unreliable". A death rate based on fewer than 20 deaths has a relative standard error (RSE(R)) of 23 percent or more. A RES(R) of 23 percent is considered statistically unreliable. Death counts and death rates are "Suppressed" when the figure represents zero to nine (0-9) persons.

Source: Centers for Disease Control and Prevention, National Center for Health Statistics. Multiple Cause of Death 1999-2015 on CDC WONDER Online Database, released 2016. Data are from the Multiple Cause of Death Files, 1999-2015, as compiled from data provided by the 57 vital statistics jurisdictions through the Vital Statistics Cooperative Program.

